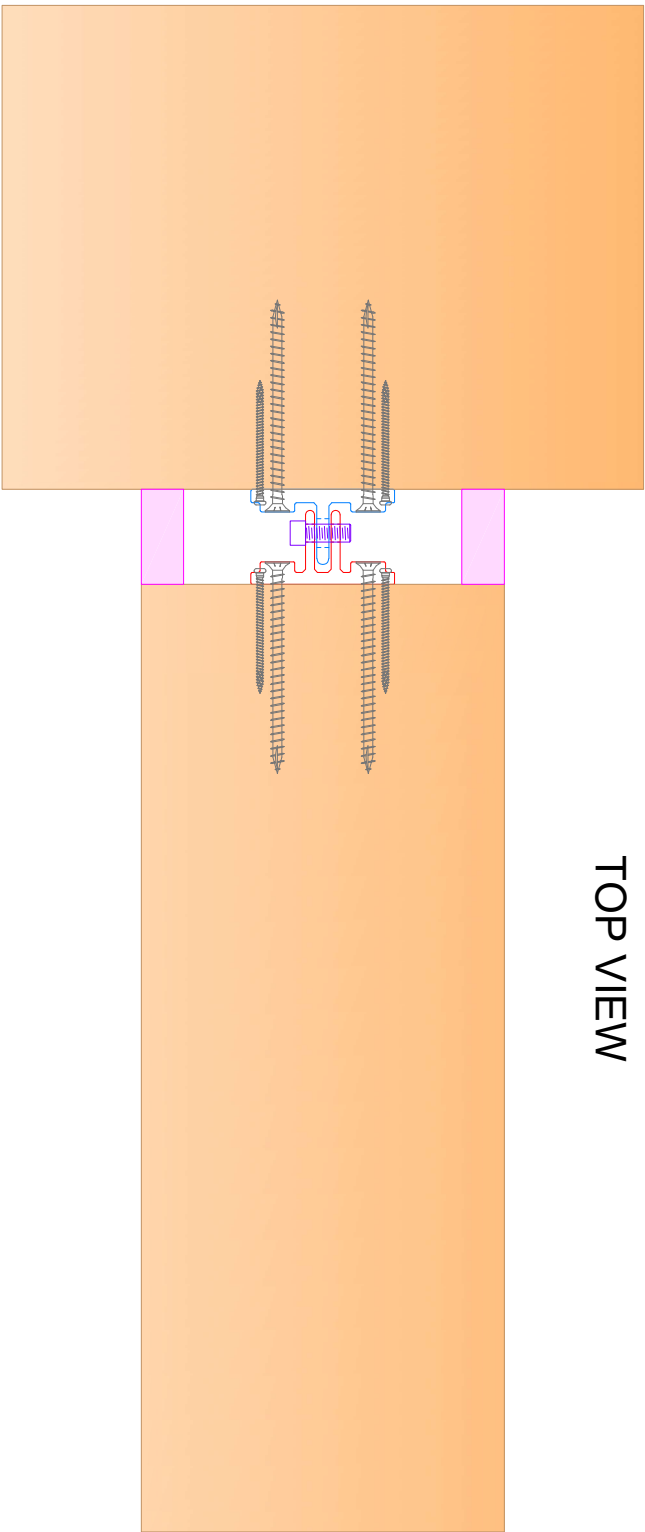


5. HIDDEN CONNECTION ON JOIST | INCLINED VGS SCREWS ON JOIST
5D. HVG ON COLUMN | JVG ON JOIST+ CLOSING BOARD

TOP DOWN


TOP VIEW



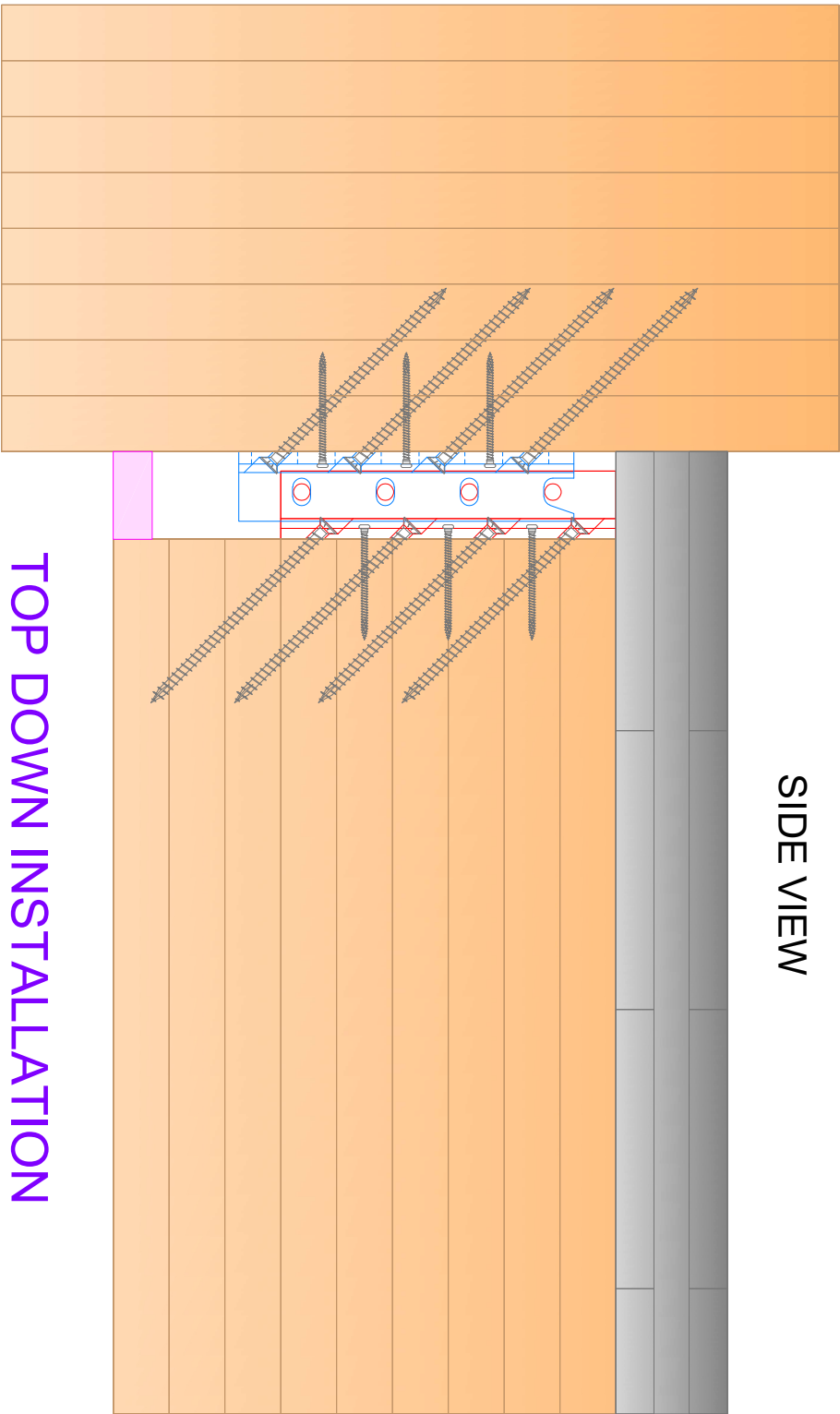
SCREWS (NOT INCLUDED)	
TYPE	CODE
BEAM CONNECTOR - COLUMN	ALUMEGA240HVG
INCLINED SCREWS - HEADER	VGS9x160÷240+JIGVGS9
POSITIONING SCREWS	LBSHEVO 5x80÷120
BEAM CONNECTOR - JOIST	ALUMEGA240JVG
INCLINED SCREWS - JOIST	VGS9x160÷240+JIGVGS9
POSITIONING SCREWS	LBSHEVO 5x80÷120
FASTENING	MEGABOLT

CLOSING BOARD

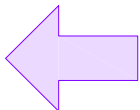
FRONT VIEW



SIDE VIEW



TOP DOWN INSTALLATION



Object:	ALUMEGA			Rev:	01	Date:	22.01.2026	Object:	Technical connection details
	Product code:	ALUMEGA240							
		Author:	A.G.	Check:	A.D.P.	Approval:	A.D.P.		
doc. ref. no:	Signature:				Scale:	1: 5	Language:	en	
	5D - ALUMEGA240_HVG-JVG								